



# 2022 VERMONT'S ANNUAL POINT-IN-TIME COUNT OF THOSE EXPERIENCING HOMELESSNESS

Presented by the  
Vermont Coalition to End  
Homelessness and the  
Chittenden County Homeless Alliance

# VERMONT'S ANNUAL STATEWIDE COUNT OF THOSE EXPERIENCING HOMELESSNESS 2022

## CONTENTS

Summary.....	2
What The PIT Count Does and Does Not Tell Us.....	4
Vermont Point-in-Time Count of the Homeless: 2012-2022 .....	5
Location of Homelessness.....	6
Location of Homelessness.....	6
Household Type.....	7
2022 Population Statewide by Race .....	8
2022 Chittenden County by Race.....	8
Statewide Subpopulations of Homelessness .....	9
Contact Information.....	10

*Report Released May 19<sup>th</sup>, 2022*

## SUMMARY

This report chronicles the landscape of and changes in homelessness in Vermont in 2022 and over a ten-year period with breakdowns by location of homelessness, household type, and subpopulation. The Annual Point in Time Count is a statewide count of persons experiencing literal homelessness<sup>1</sup> on January 26, 2022. The Count captures the most vulnerable population, those *literally homeless* and does not include those *at risk of homelessness, doubled up, or couch surfing*. Vermont's two Continua of Care (CoC) — the Vermont Coalition to End Homelessness (Balance of State CoC) and Chittenden Homeless Alliance (Chittenden County CoC) — are the lead organizers of this effort. These CoCs, along with 11 Local Housing Coalitions that are part of the Balance of State, are comprised of service and housing providers, state agencies, those with lived experience of homelessness, and other key partners in the work to make all homelessness rare, brief, and non-recurring.

Many thanks to our colleagues at the Institute for Community Alliances who manage the collection and processing of data from the Point in Time Count.

The Point in Time Count in January 2022 found a 7.3% increase in persons experiencing homelessness in the Vermont compared to the prior year (Chart A). This comes on the heels of a three-fold increase (133% increase) from 2020 (pre-pandemic) to 2021. With the onset of the COVID-19 pandemic in March 2020, Vermont's homeless response network leapt into action to relocate people from congregate shelters to hotels and motels around the state and to expand non-congregate shelter options through the General Assistance Emergency Housing Program. The expanded use of General Assistance Emergency Housing for non-congregate emergency shelter at hotels and motels allowed people who were vulnerable to COVID-19 and were precariously housed or at risk of homelessness to move into a hotel or motel room. The expanded eligibility for access to emergency housing in motels allowed for all households experiencing homelessness throughout the state to "stay home, stay safe."

In November 2021, the Vermont Department for Children & Families extended its Adverse Weather Conditions policy, which expands eligibility for GA Emergency Housing through the cold weather months, through to March 2022 and the Point in Time Count occurred during this period. Changes in the GA Emergency Housing eligibility impacted the Point-in-Time Count.

The Point in Time Count provides a valuable measure of Vermont's homeless population; the data is used to assess and identify housing service gaps and responses to these gaps. We encourage anyone

---

<sup>1</sup> Staying in emergency shelter, transitional housing for homeless persons, a place not meant for human habitation, or staying in motel paid for by General Assistance Emergency Housing.

with an interest in this report and Vermont's response to homelessness to contact one of the advocates and service and shelter providers listed on the last page.

*Note:* Due to COVID-19 concerns a count of unsheltered households was not undertaken in 2021; an unsheltered count was conducted in 2022. A count of precariously housed youth did not take place in 2021 or 2022. A supplemental report with county specific data will be issued at a later date.

## **NOTABLE FINDINGS 2022:**

- The count on the night of January 26, 2022, found 2,780 Vermonters experienced literal homelessness, an increase of 189 persons compared to the 2021 count (Chart A).
  - The decline in persons experiencing homelessness in Chittenden County *may* be due the extremely tight market for hotel rooms in the county which required people to relocate to shelter in other counties and the closure of at least one large hotel used for emergency shelter during 2021.
- A relatively few number of people (45) were counted as unsheltered, i.e. living outside or in a car (Charts B and C). This population is, by definition, difficult to count and is under-reported. However, Vermont's expanded Adverse Weather Conditions policy likely accounts for the decrease compared to prior years.
- The number of persons experiencing homelessness and in a household with children increased by 36% compared to the prior year, compared to 5% of people in households with adults only (Chart D).
- BIPOC (Black, Indigenous, and people of color) Vermonters disproportionately experienced homelessness in 2022 compared to the general population in both Chittenden County and Statewide (Charts E and F). Vermont's Continuum of Care recognize the urgency of understanding and responding to the causes of this disproportionate experience.
- Chart D, Subpopulations of Homelessness, paints a complex picture about who is experiencing homelessness. First, not all people experiencing homelessness have a reportable condition that helps to explain their experience; in many cases homelessness is caused by poverty (may be a short-term setback) and lack of affordable housing. Second, the conditions reported in the chart are self-reporting and perhaps ill-defined and therefore the absolute numbers should be cited carefully. Lastly, our response to homelessness requires a broad-based effort involving several state agencies, mental health providers, substance use disorder supports, and more.
  - The Chart shows a decline from 2021 to 2022 in all subpopulations. There was a difference in how data was collected in the two Counts which *may* account for the change.
  - The efforts of the Vermont Veterans Committee on Homelessness leading into 2020 resulted in an all-time low number of Veterans in VT with a steady multi-year decline ending in 2020, which then shifted to a 45% year-over-year increase in 2021 and a slight decrease in 2022. Veteran's homelessness continues to decline in the overall population; Veterans

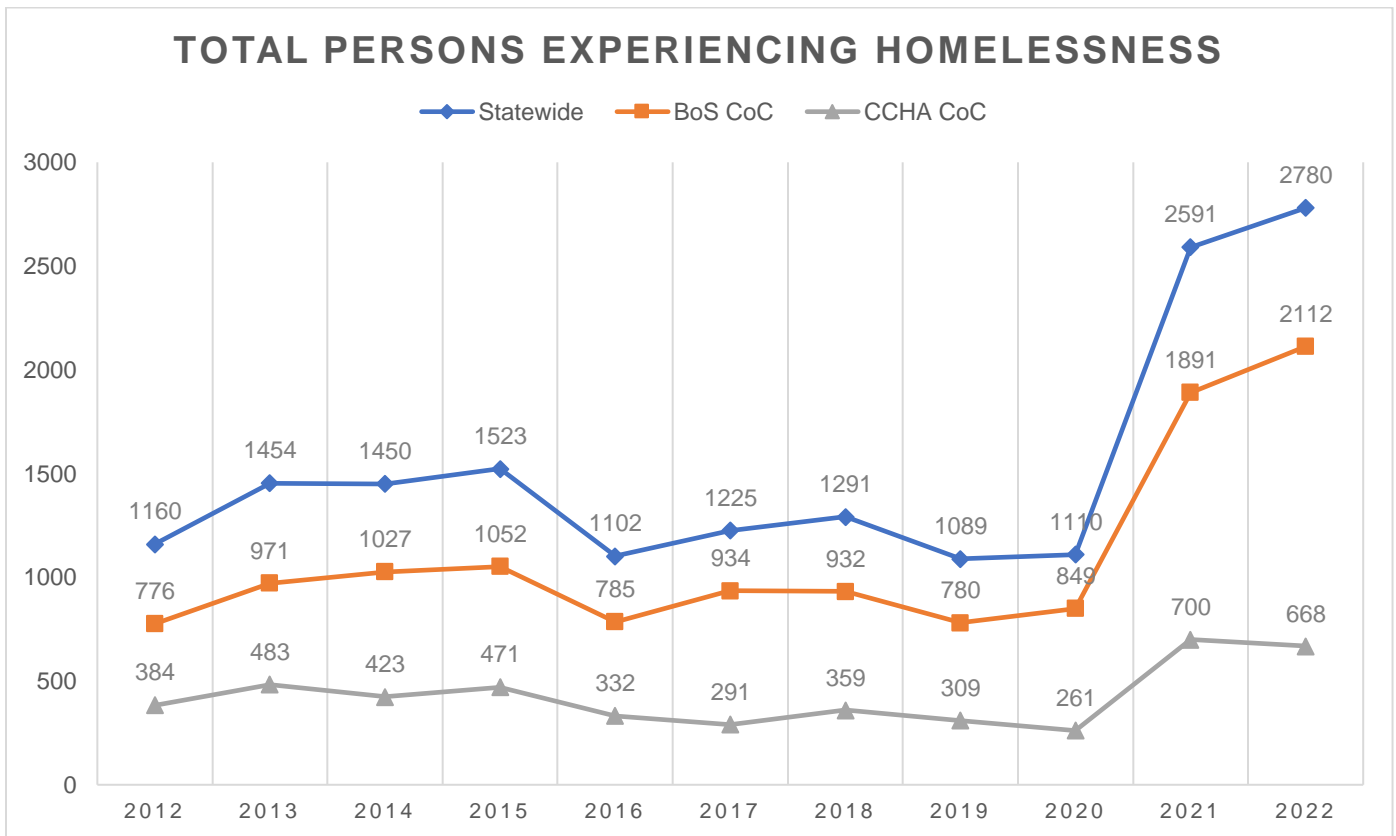
experiencing homelessness were 3.6% of the overall populations of households experiencing homeless in 2022 which is down from 3.9% in 2021. The changes from 2020 to 2022 can largely, if not solely, be attributed to the COVID-19 pandemic response.

## **WHAT THE PIT COUNT DOES AND DOES NOT TELL US**

The PIT Count provides important information about the nature of unmet need in our community and shows trends over time. During the night of the PIT count we are able to gather a snapshot of insight into the demographics and characteristics of those who are unsheltered, living in emergency shelter, accessing Vermont's Agency of Human Services General Assistance Emergency Housing program, or residing in transitional housing for the homeless.

Due to its nature of only counting where someone slept on a given night, the PIT count does not reveal how many persons are entering and exiting homelessness in Vermont over the course of the year. The Count does not answer why people become homeless, how they leave homelessness when they do, or what barriers might be preventing them from returning to permanent housing. The Count cannot give explanations as to changes in rates of homelessness or different demographic groups, we must look to communities and people with lived experience for this information.

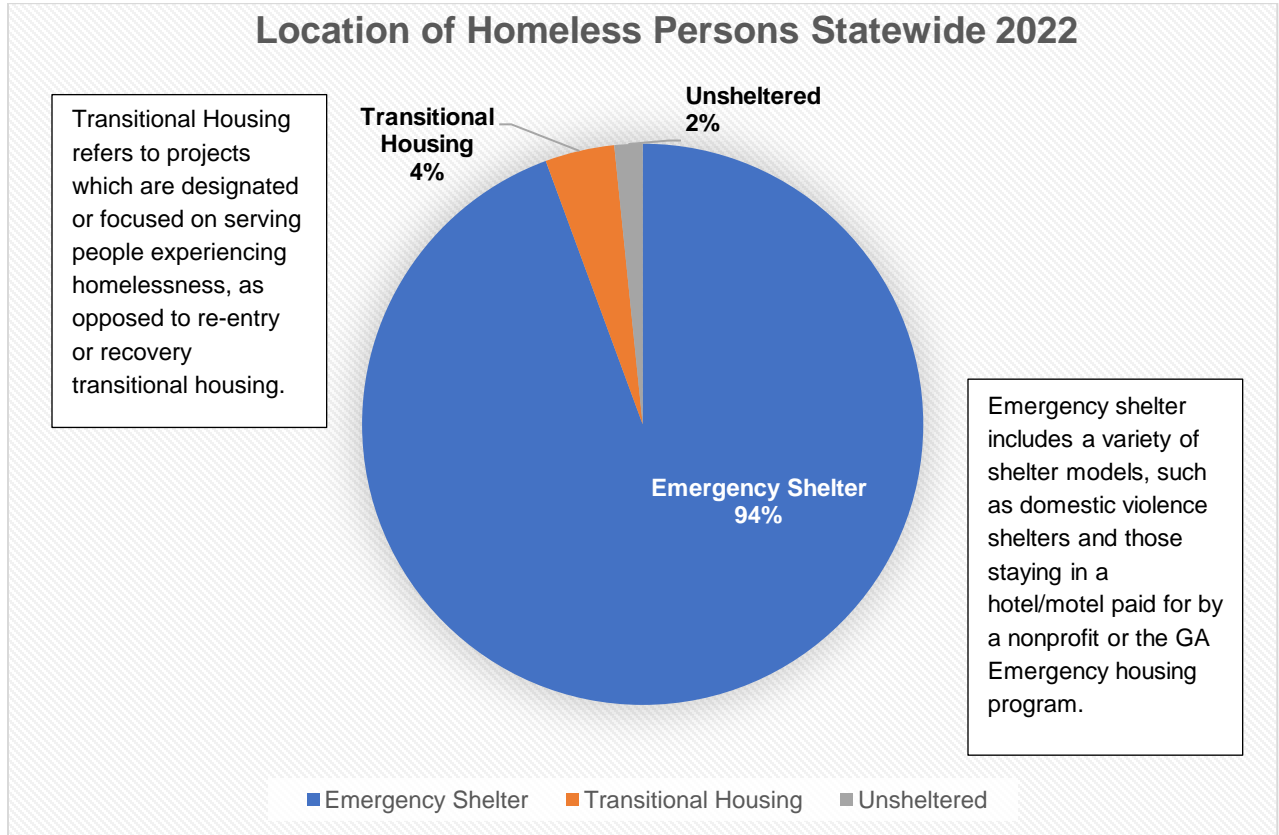
## CHART A: VERMONT POINT-IN-TIME COUNT OF THE HOMELESS: 2012-2022



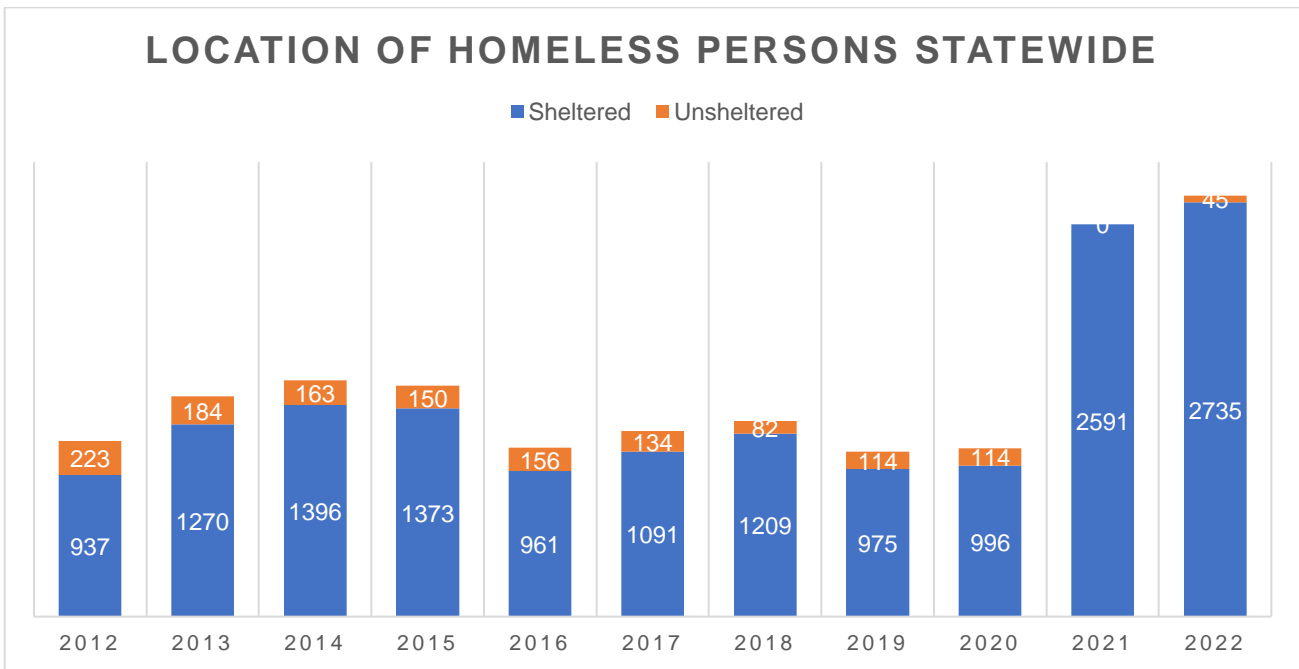
BoS CoC = Vermont Balance of State Continuum of Care (All VT counties EXCEPT for Chittenden)

CCHA CoC = Chittenden County Homeless Alliance Continuum of Care (ONLY Chittenden County)

## CHART B: LOCATION OF HOMELESSNESS



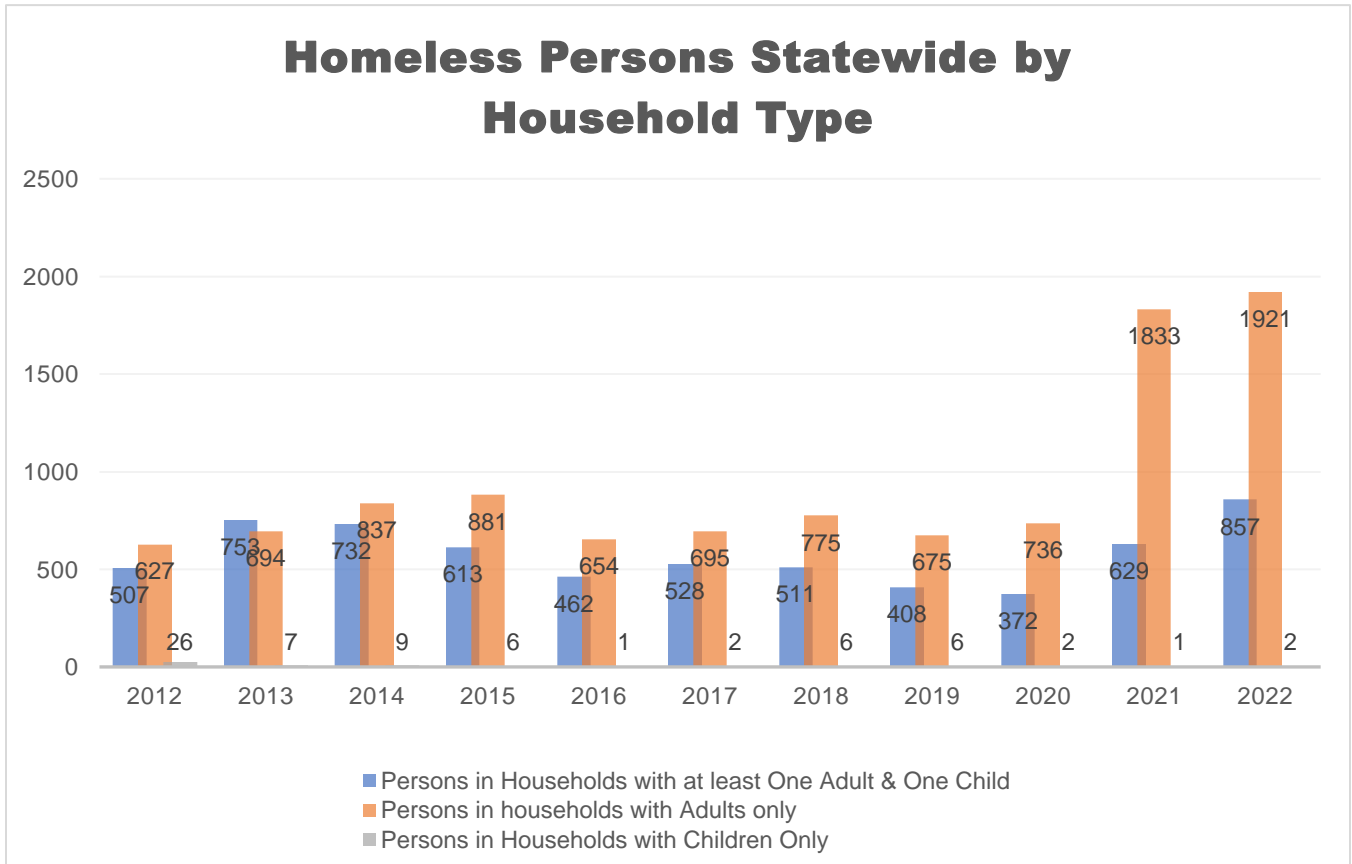
## CHART C: LOCATION OF HOMELESSNESS



\*Due to the Covid-19 Pandemic, No Unsheltered Count was conducted in 2021

\*2012 – 2018 Data differs from reports presented in 2021 as data was previously incorrectly entered to only reflect the balance of state numbers.

## CHART D: HOUSEHOLD TYPE





## CHART E: 2022 POPULATION STATEWIDE BY RACE

Race	Homeless persons statewide	Vermont population*
White	88.00%	89.80%
Black or African-American	6.00%	1.40%
Asian	1.00%	1.80%
American Indian or Alaska Native	1.00%	0.40%
Native Hawaiian or Other Pacific Islander	0.00%	0.00%
Some Other Race		0.80%
Multiple Races	4.00%	5.80%

\*Data United States Census Bureau, Census 2020

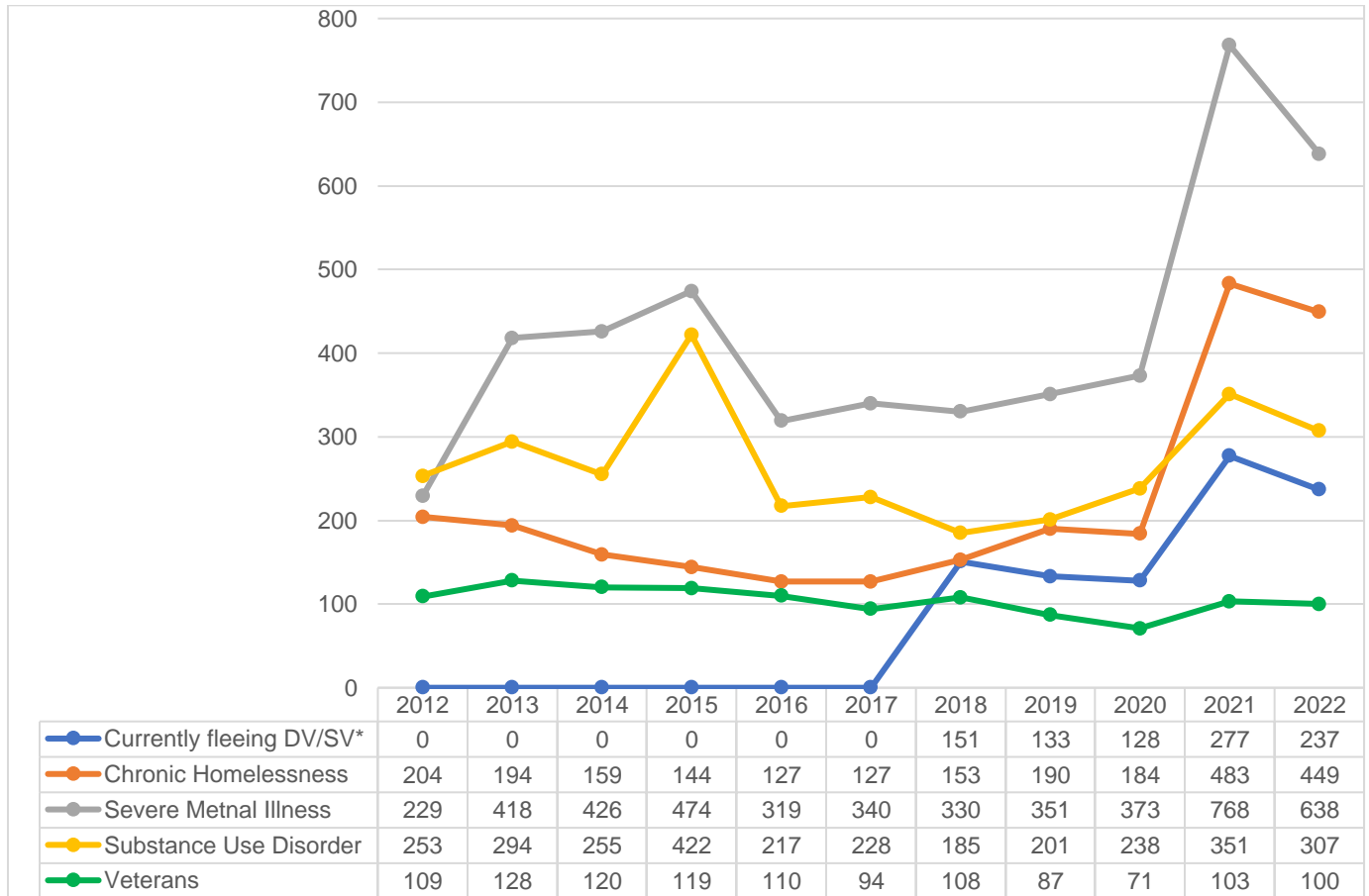
## CHART F: 2022 CHITTENDEN COUNTY BY RACE

Race	Homeless persons Chittenden	Chittenden Population*
White	80.00%	90.30%
Black or African-American	12.00%	2.50%
Asian	1.00%	4.60%
American Indian or Alaska Native	2.00%	0.20%
Native Hawaiian or Other Pacific Islander	0.00%	0.10%
Some Other Race		
Multiple Races	5.00%	2.30%

\*Data United States Census Bureau, Census 2020

## CHART G: STATEWIDE SUBPOPULATIONS OF HOMELESSNESS

For the following data, people may be included under multiple subpopulation categories (i.e., they are not mutually exclusive categories). All data is based on self-reported information.



\*In 2018, the DV (Domestic Violence)/SV (Sexual Violence) question was changed to Currently Fleeing instead of a Survivor of DV/SV.

***A supplemental report with county specific data will be issued at a later date.***

## CONTACT INFORMATION

### **Vermont Coalition to End Homelessness**

*Martin Hahn, Executive Director, mhahn@helpingtohousevt.org*

*Molly Shimko, CoC Program Coordinator, mdavisshimko@capstonevt.org*

Kara Casey, Co-Chair, Vermont Network Against Domestic and Sexual Violence

Jess Graff, Co-Chair, Champlain Valley Office of Economic Opportunity

### **Chittenden County Homeless Alliance:**

Will Towne, Co-Chair, Spectrum VT

Sarah Russell, Co-Chair, CEDO – City of Burlington

### **Addison County Continuum of Care:**

Helena Van Voorst, United Ways of Addison County

### **Bennington County Continuum of Care:**

Chandler Poling, Pathways Vermont

### **Caledonia & Essex Counties Continuum of Care:**

Joy Ely, Northeast Kingdom Community Action

### **Franklin & Grand Isle Counties Continuum of Care:**

Jess Graff, Champlain Valley Office of Economic Opportunity

### **Lamoille County Continuum of Care:**

Sherry Marcelino, Lamoille County Mental Health Services

Kim Anetsberger, Lamoille Community House

### **Orleans County Continuum of Care:**

Jenna O'Farrell, Northeast Kingdom Community Action

Suzanne Legare-Belcher, Agency of Human Services

### **Rutland County Continuum of Care:**

Jessica Makela, Homeless Prevention Center

Cynthia Fortier, Homeless Prevention Center

### **Washington County Continuum of Care:**

Casey Winterson, Capstone Community Action

Will Eberle, Agency of Human Services

Kathi Partlow, Family Center of Washington County

### **Windham South Continuum of Care:**

Sue Graff, Agency of Human Services

Dan Handy, Groundworks Collaborative

### **Windsor-North & Orange Counties Continuum of Care:**

Linda Anderson, Capstone Community Action

### **Windsor-South & Windham North Continuum of Care:**

Sue Graff, Agency of Human Services

Lee Trapeni, Springfield Supportive Housing Program