

# Chittenden PIT 2020

INSTITUTE FOR COMMUNITY  
ALLIANCES

2020  
Point-in-Time  
Count  
*Everyone Counts, No Matter Where They Live*



# Overall PIT Totals

---

## Total Households and Persons

Total # of Households: 217

- ES: 166
- TH: 10
- UNS: 41

Total # of Persons in Households: 261

- ES: 200
- TH: 16
- UNS: 45

## Subpopulations

# of Chronic Person: 50

- ES: 36
- UNS: 14

# of Veterans: 6

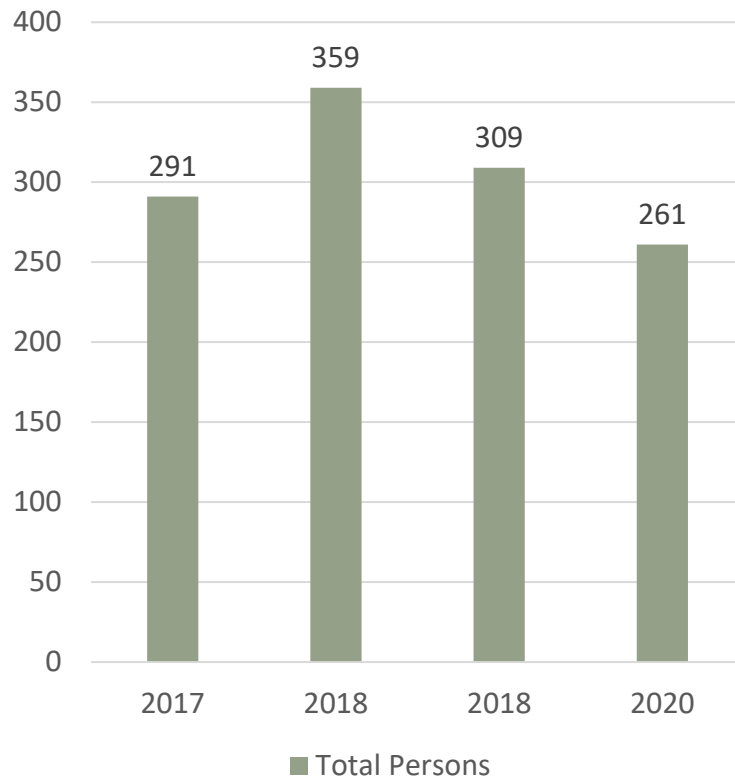
- ES: 3
- TH: 2
- UNS: 1

# of Fleeing DV: 35

- ES: 28
- TH: 3
- UNS: 4

# Overall PIT Totals: 2017-2020

Total Persons

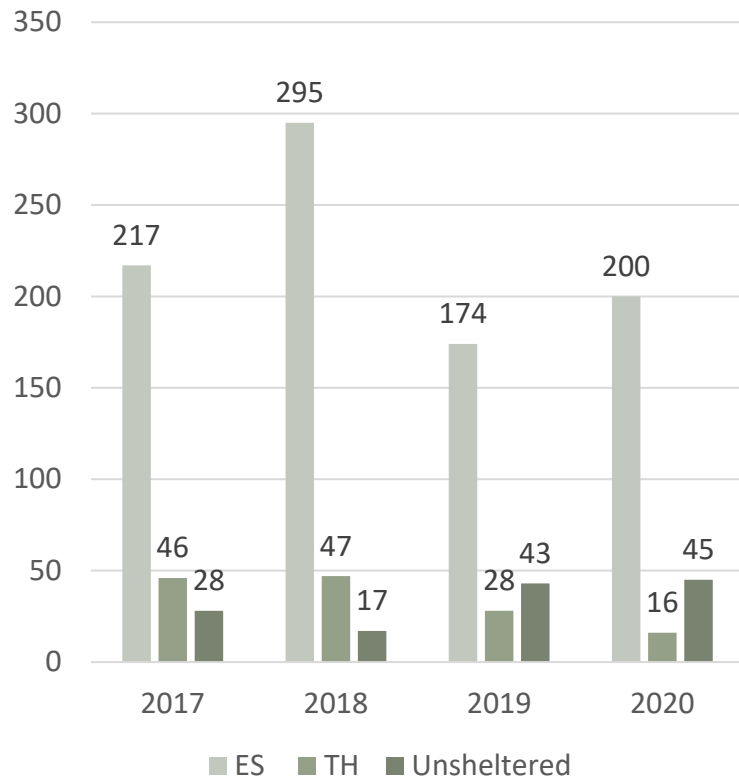


Total Households

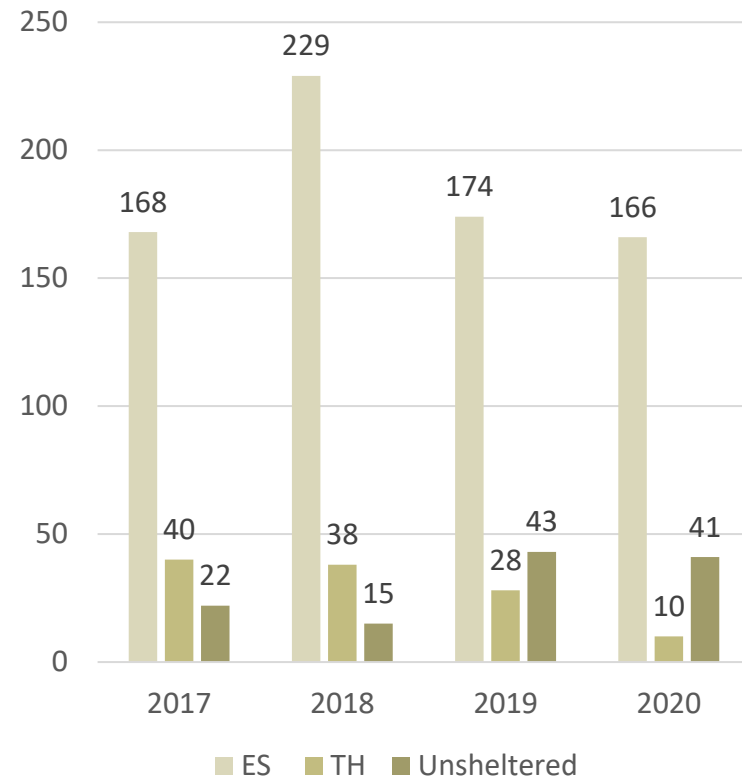


# Overall PIT Totals: 2017-2020

## Total Persons



## Total Households



# Households

---

## HH with at least one adult and one child:

- # of Households: 22
- # of persons on Households: 58

## HH with Adult(s) Only

- # of Households: 195
- # of persons on Households: 203

## HH with Child(ren) Only

- # of Households: 0
- # of persons on Households: 0

## Unaccompanied Youth

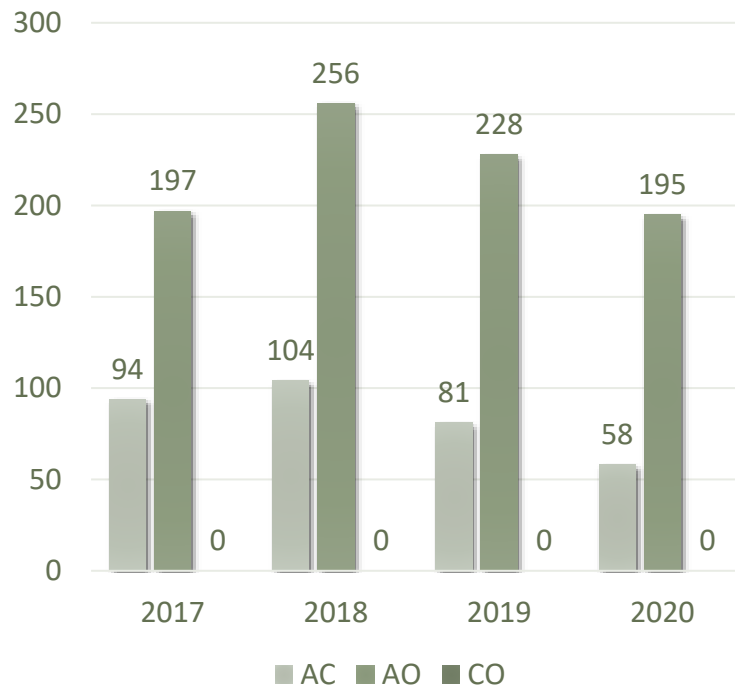
- # of Households: 28
- # of persons on Households: 28
  - All were 18-24 yo

## Parenting Youth

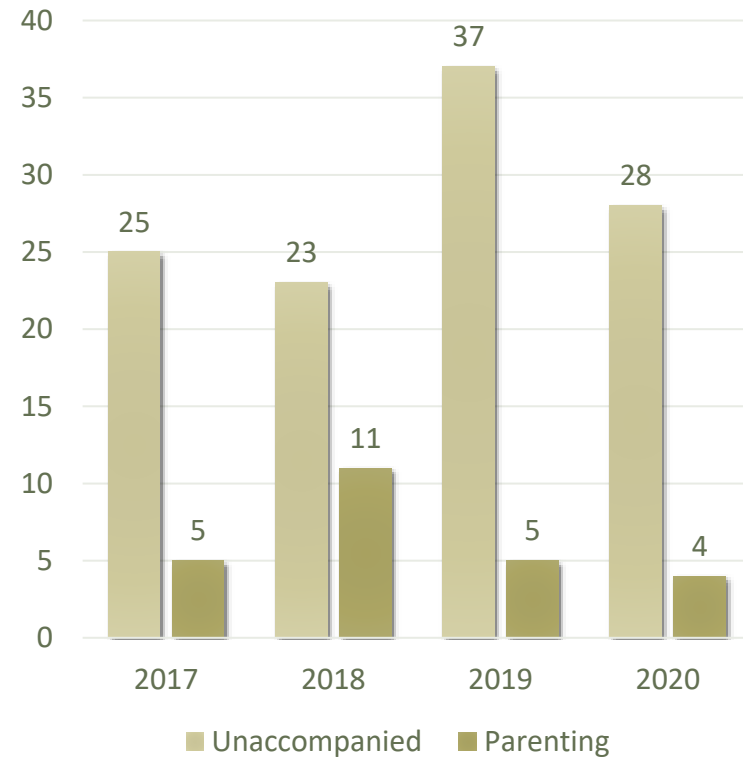
- # of Households: 4
- # of persons on Households: 8
- # of Parenting Youth (youth parents only): 4
  - All Parenting Youth were 18-24 yo

# Households: 2017-2020

## Household Types - Persons

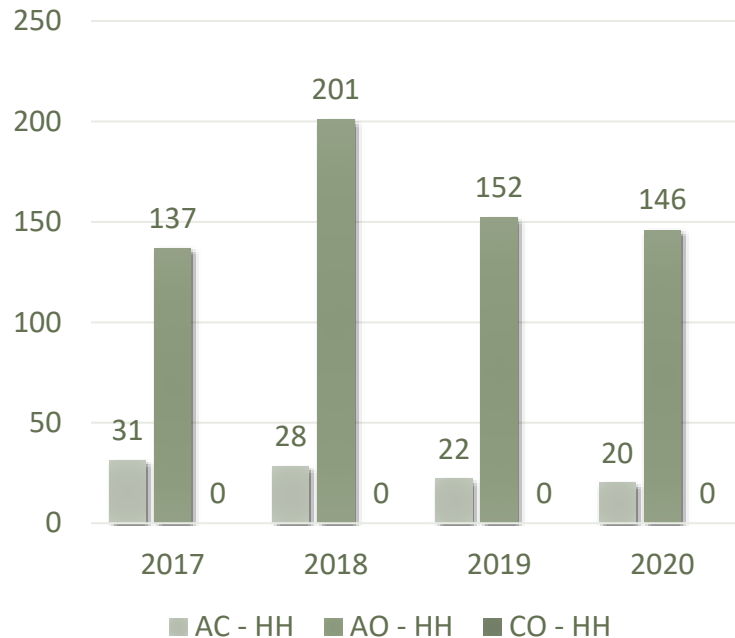


## Youth - Persons

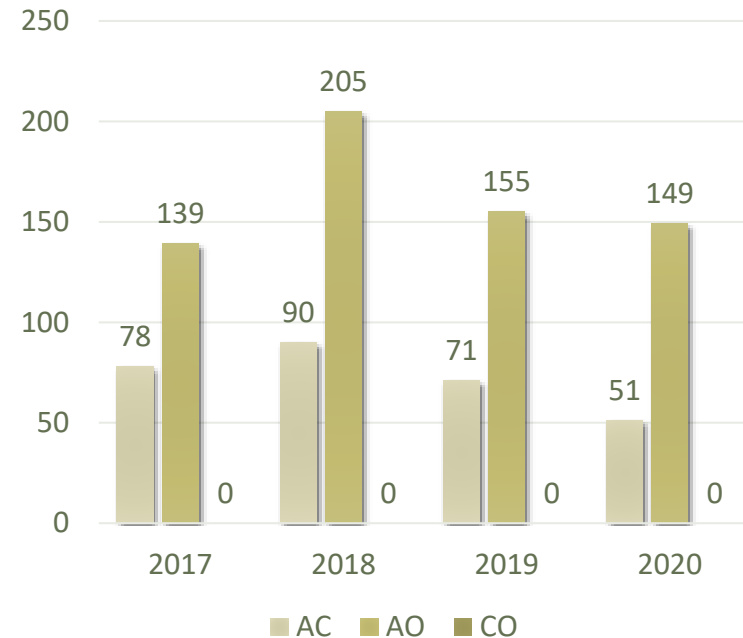


# Households by Project Type: ES

## Emergency Shelter – Households

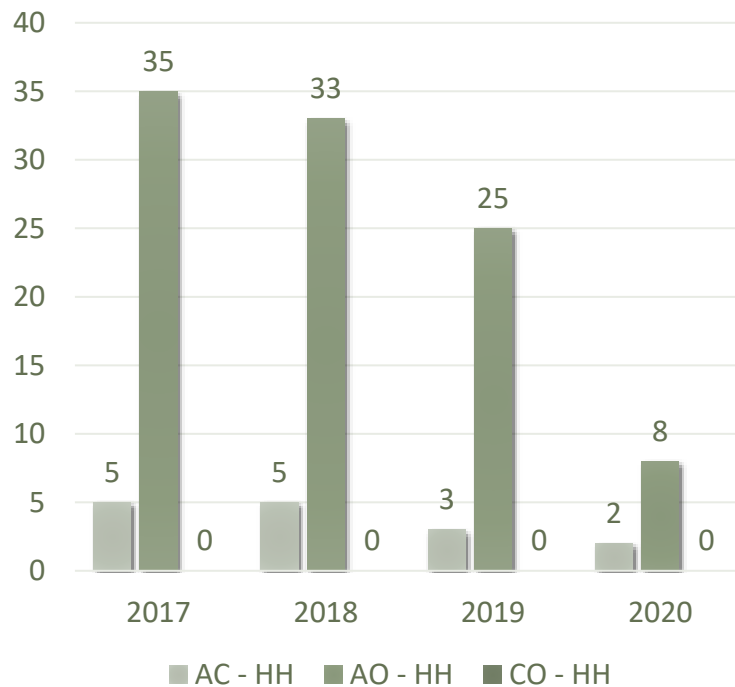


## Emergency Shelter – Persons

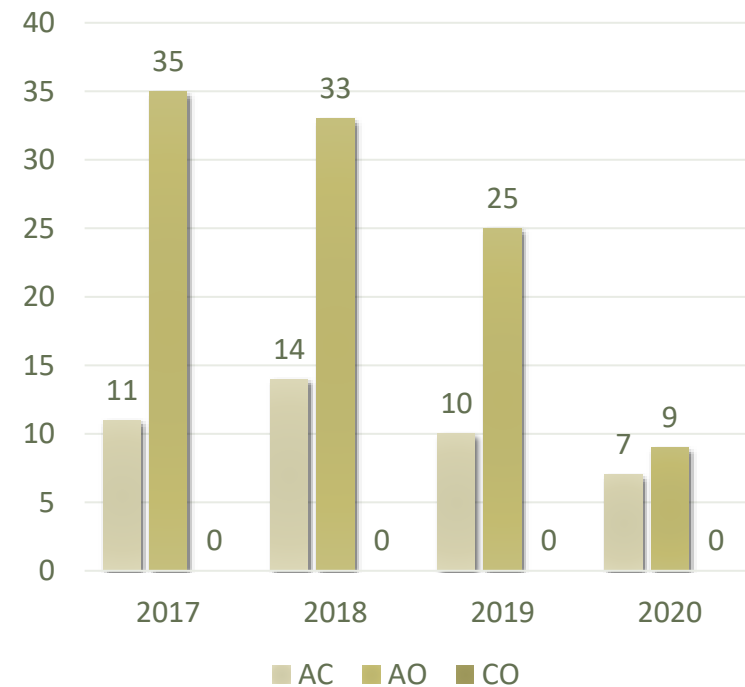


# Households by Project Type - TH

## Transitional Housing - Households



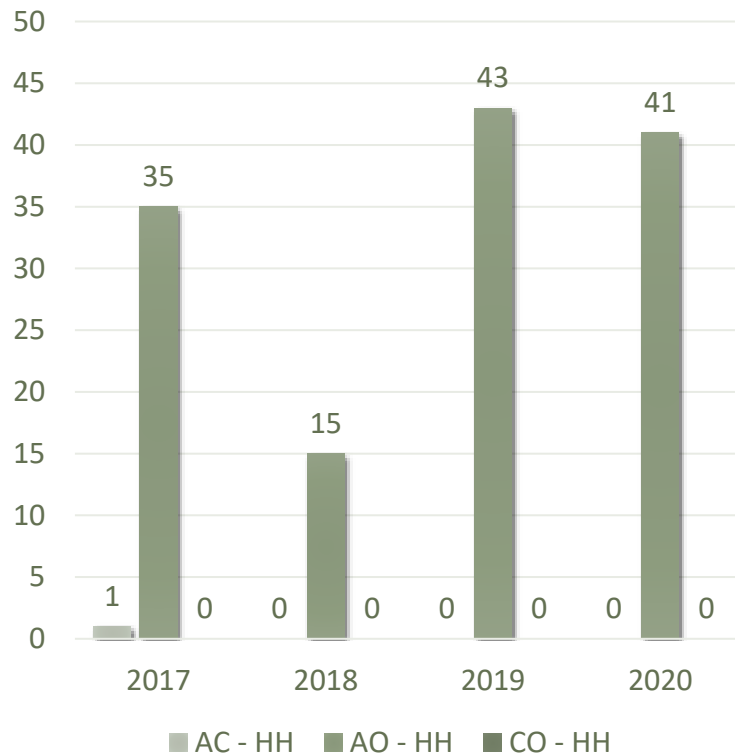
## Transitional Housing - Persons



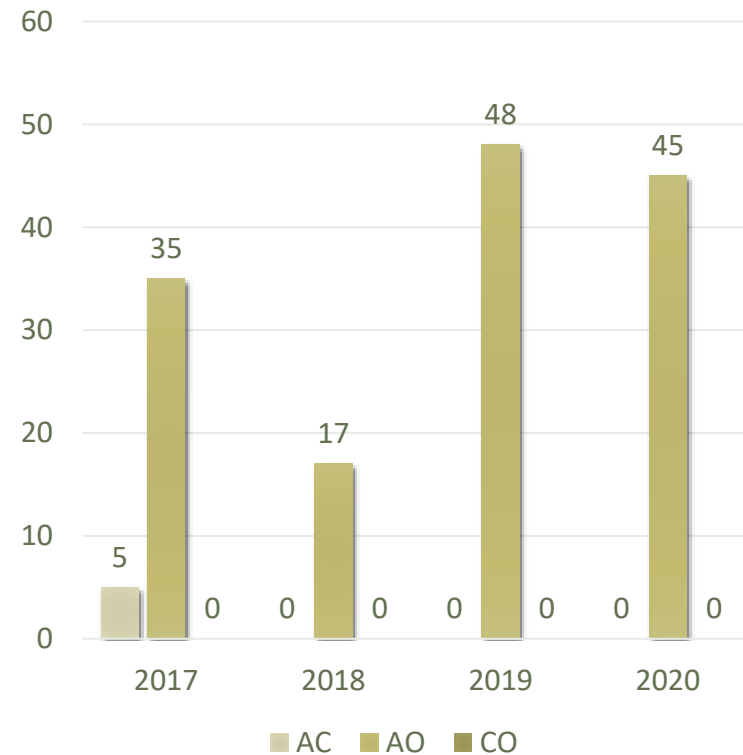


# Households by Project Type - Unsheltered

## Unsheltered- Households



## Unsheltered- Persons



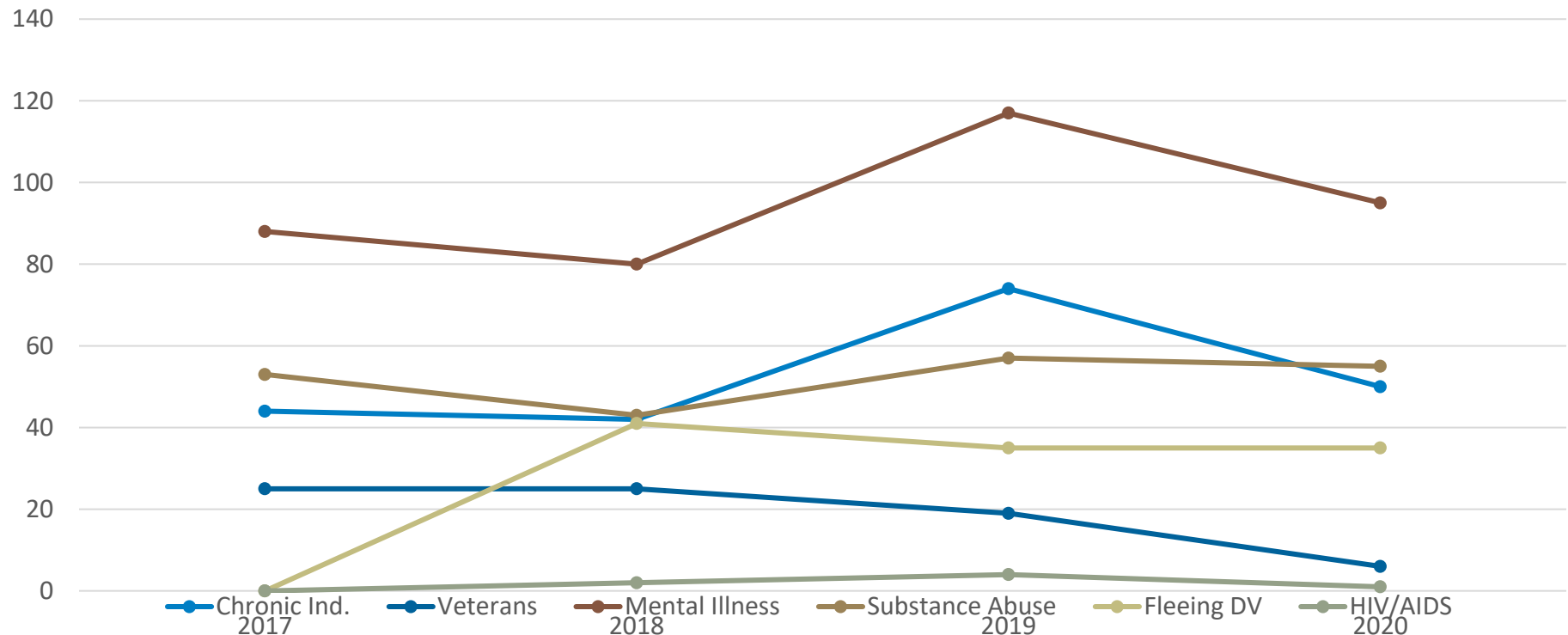
# Subpopulations

---

- Serious Mental Illness: **95**
- Substance Use Disorder: **55**
- HIV/AIDS: **1**
- Fleeing DV: **35**

# Subpopulations: 2017-2020

Subpopulations



# Towns - Unsheltered

---

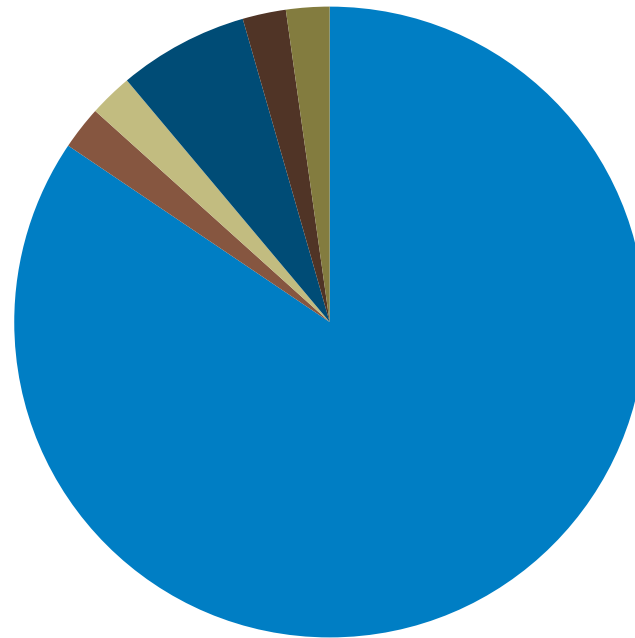
In which Vermont town did you stay the night of Wednesday, January 22, 2020?

- Burlington – 38 persons
- Essex – 1 person
- Milton – 1 person
- South Burlington – 3 persons
- Williston – 1 person
- Winooski – 1 person

# Towns - Unsheltered

---

Unsheltered



■ Burlington ■ Essex ■ Milton ■ South Burlington ■ Williston ■ Winooski

# Bed Coverage - 2019

## HMIS Bed Coverage Rate

Project Type	Total Beds in 2019 HIC	Total Beds in 2019 HIC Dedicated for DV	Total Beds in HMIS	HMIS Bed Coverage Rate
Emergency Shelter (ES) Beds	149	16	132	99.25%
Safe Haven (SH) Beds	0	0	0	NA
Transitional Housing (TH) Beds	61	20	14	34.15%
Rapid Re-Housing (RRH) Beds	66	9	29	50.88%
Permanent Supportive Housing (PSH) Beds	112	0	73	65.18%
Other Permanent Housing (OPH) Beds	79	0	23	29.11%
Total Beds	467	45	271	64.22%

# Thank You

---

