

Chittenden County Homeless Alliance

Point in Time Count Analysis

Final Numbers

5.3.18

What is the Point-in Time Count?

- ▶ 2018 numbers reflect HUD's definition of literal homelessness: *Individuals and families who live in a place not meant for human habitation (including the streets or in their car), emergency shelter, transitional housing, and hotels paid for by a government or charitable organization.*
- ▶ Up through 2013, the *precariously housed* count was sent to the State, but not sent to HUD. The precariously housed figure was **not** included in the last five years of total State homelessness counts.
- ▶ Precariously housed figures are counted in other ways, including using data from the Department of Education.

Identification of Students in Public Schools Experiencing Homelessness

- Definition of Homelessness for McKinney-Vento Act Eligibility - lack a fixed, regular, and adequate nighttime residence
 - Doubled up due to loss of housing, economic hardship*
 - Living in motels, hotels, campgrounds
 - Living in emergency shelters, transitional housing or abandoned in hospitals
 - Sleeping in a place not designed for regular sleeping accommodation for human beings
 - Living in cars, parks, public spaces, abandoned buildings, substandard housing, bus or train stations
 - Migratory children if living in the circumstances listed above

*Does not count as HUD definition of homeless in Point in Time count

More on Homeless Students in Schools

- Identified all year long
- Must be able to verify student's homelessness for family but only counts the student(s)
- McKinney-Vento services provided for the entire school year, even if a child becomes permanently housed
- Of the students considered homeless in Vermont in (SY 2015-16)
 - 61% are considered doubled-up
 - 20.4% are living in hotels/motels
 - 13.3% are living in shelters, transitional housing, awaiting foster care
 - 5.3% are living unsheltered (cars, parks, camping, abandoned buildings)

These percentages are consistent for the past 3 years

Chittenden County Homeless Student Numbers

(Burlington, South Burlington, Winooski)

- **School Year 2016-17 =129 for the year**
 - Burlington - 90
 - South Burlington - 16
 - Winooski - 23

Nighttime Residence

- Doubled up - 66
- Hotels/Motels - 26
- Shelters/TH - 32
- Unsheltered - 5

Comparison of PIT Count Vs. DOE Count

Point in Time

- Date: Jan. 24, 2017
- 54= Literal homeless under 18
- One day count
- Does not include doubled up in count
- Children counted with families

Depart. Of Education

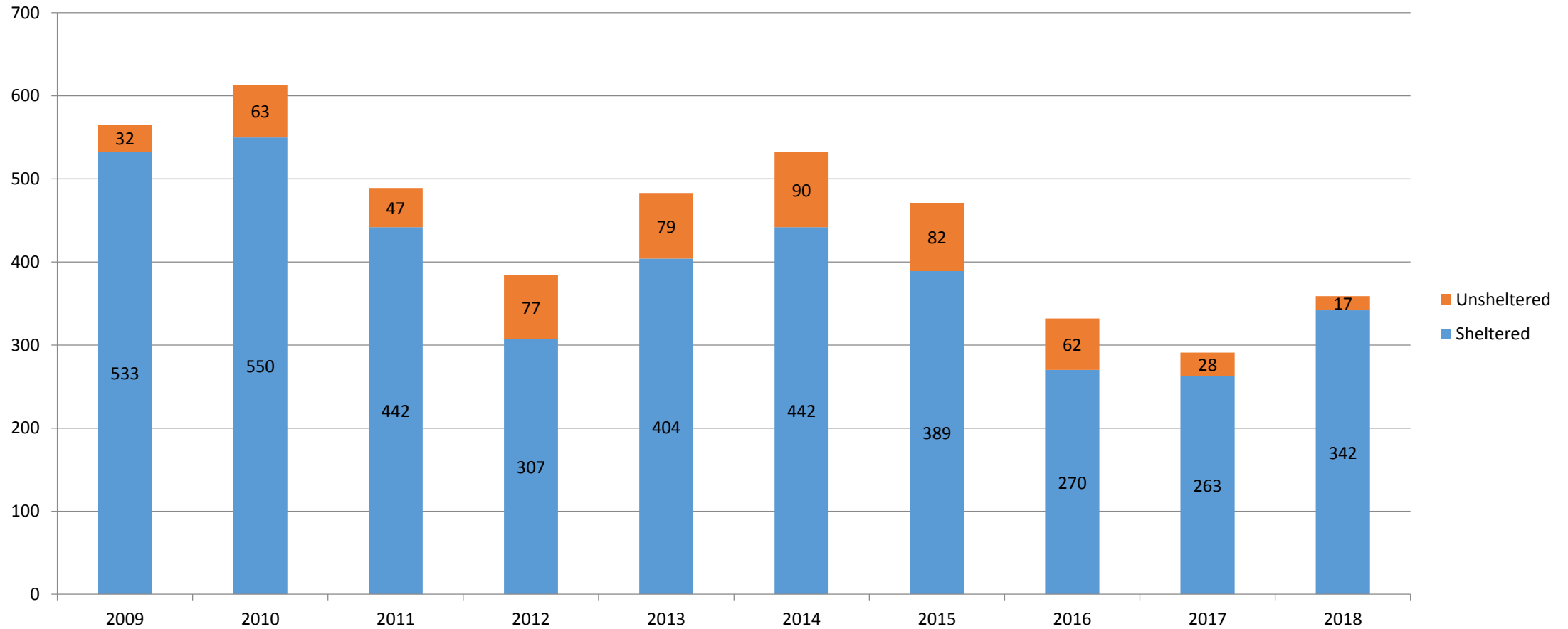
- Date: Aug. 8, 2016-Aug. 6,2017
- 63 = Literal homeless in school
- Year-long count
- Removed doubled up from count
- Adults are not included in any of the DOE count
- Only school-aged children

Chittenden County 2018 Numbers

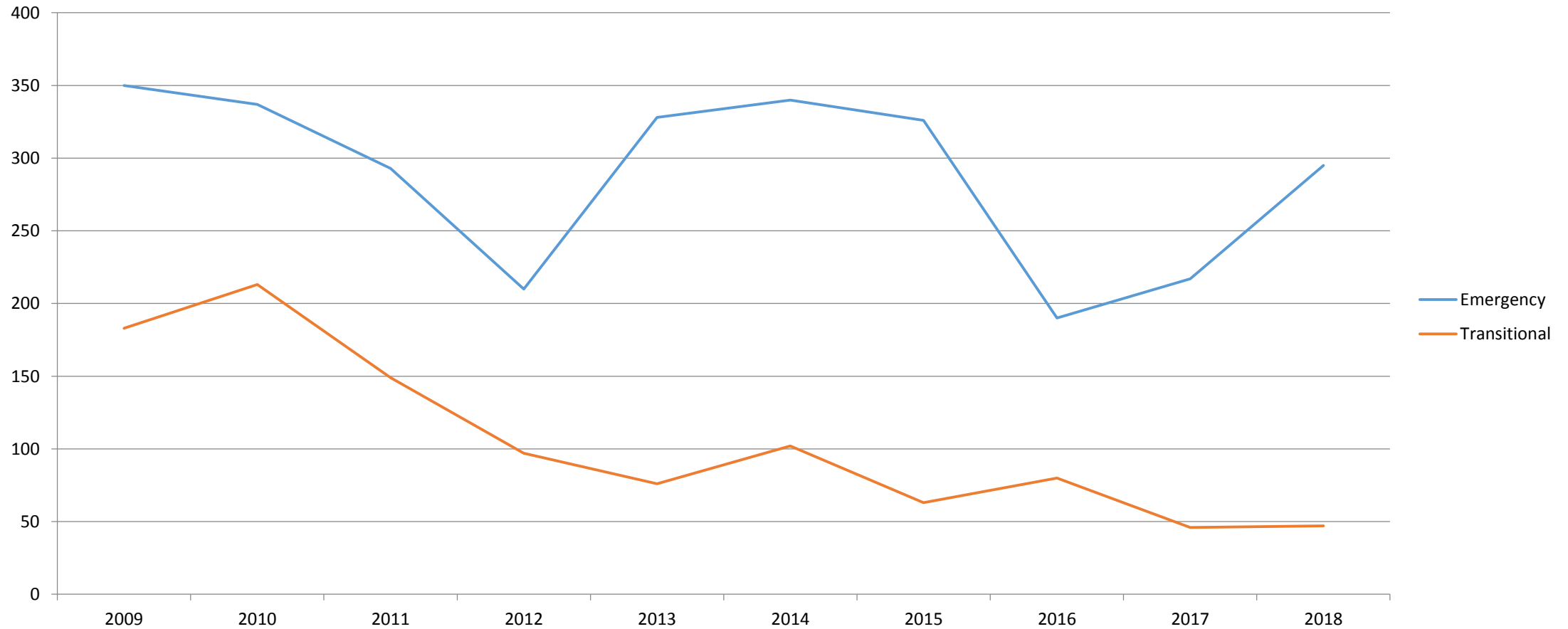
Total: 359

SHELTERED 342	UNSHELTERED 17
<u>EMERGENCY HOUSING</u> 295	<u>TRANSITIONAL HOUSING</u> 47
<u>PEOPLE IN FAMILIES</u> 104	<u>INDIVIDUAL HOMELESS</u> 255
<u>HOUSEHOLDS WITH CHILDREN</u> 33	<u>HOUSEHOLDS WITHOUT CHILDREN</u> 249
HOMELESS POPULATION BY SUBPOPULATION	
<u>Chronically Homeless</u>	35
<u>Veterans</u>	29
<u>Severely Mentally Ill</u>	80
<u>Chronic Substance Abuse</u>	43
<u>HIV/AIDS</u>	2
<u>Victims of Domestic Violence</u>	n/a
<u>Unaccompanied Children</u>	0
<u>Currently Fleeing DV/SV</u>	41

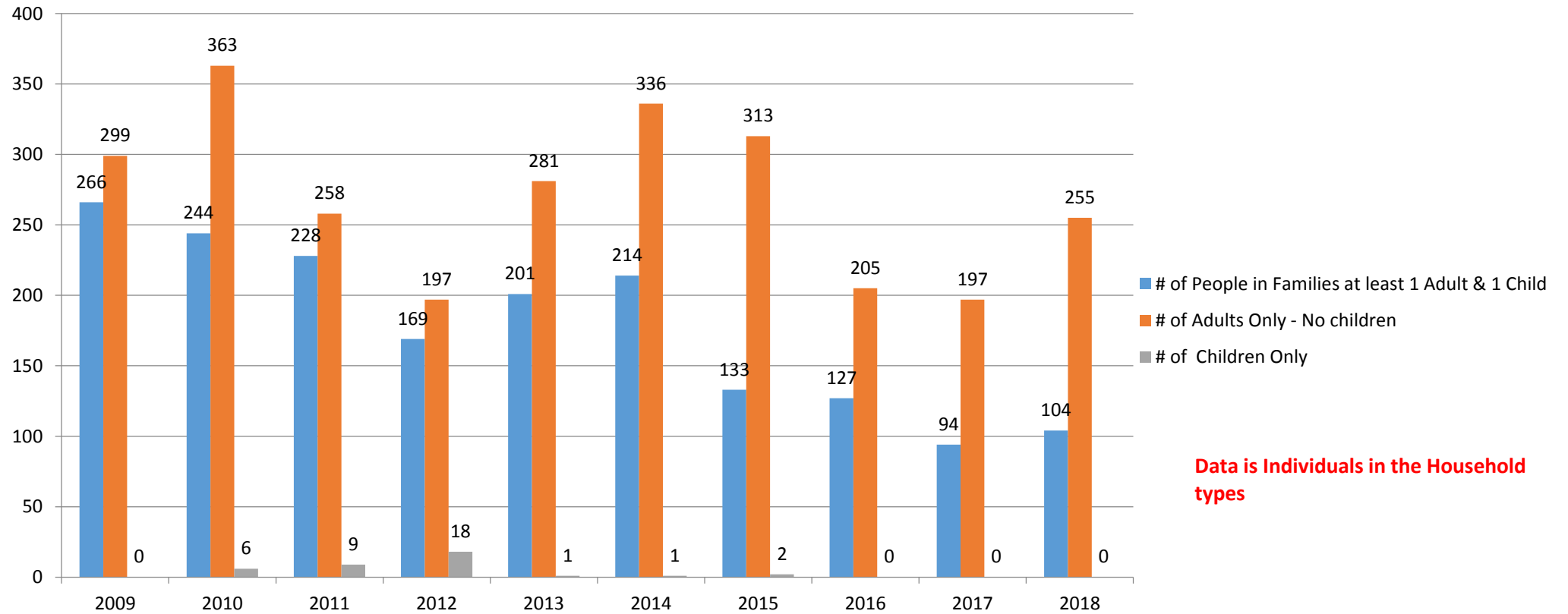
Homeless Population by Sheltered vs Unsheltered



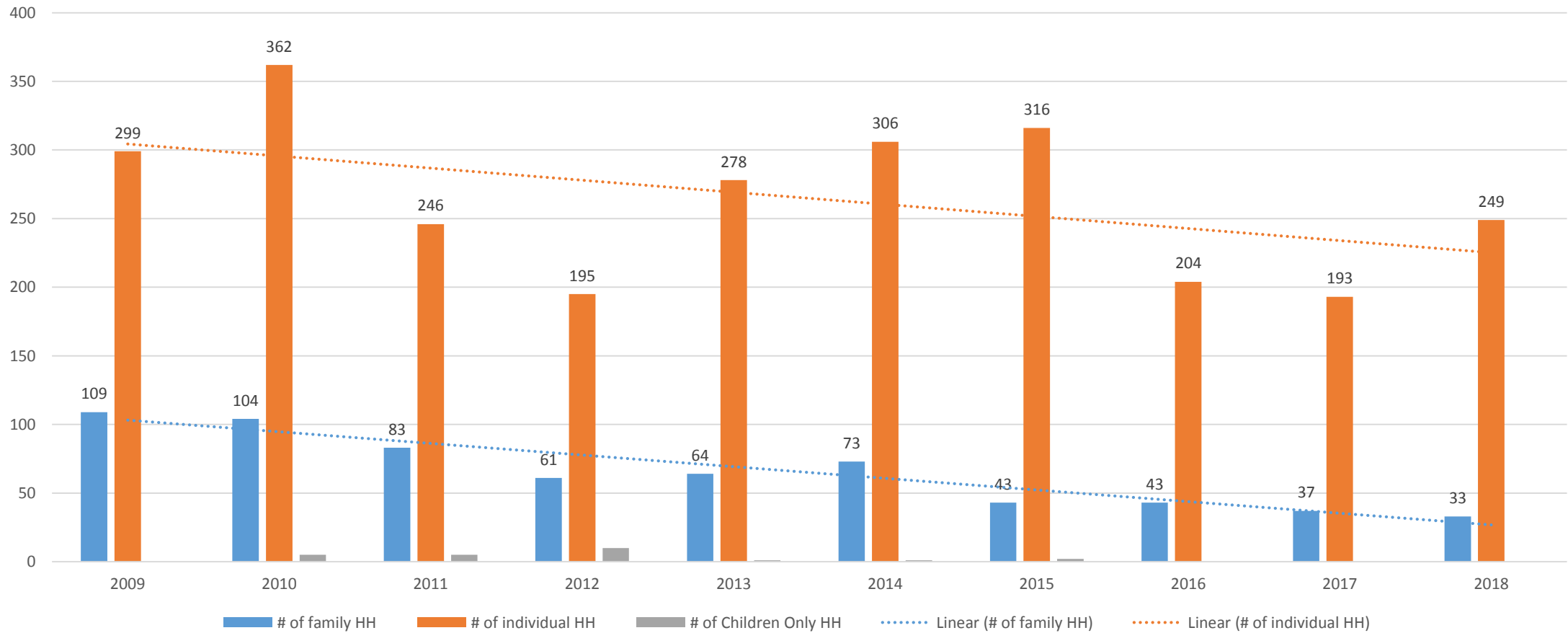
Homeless Population by Emergency vs. Transitional



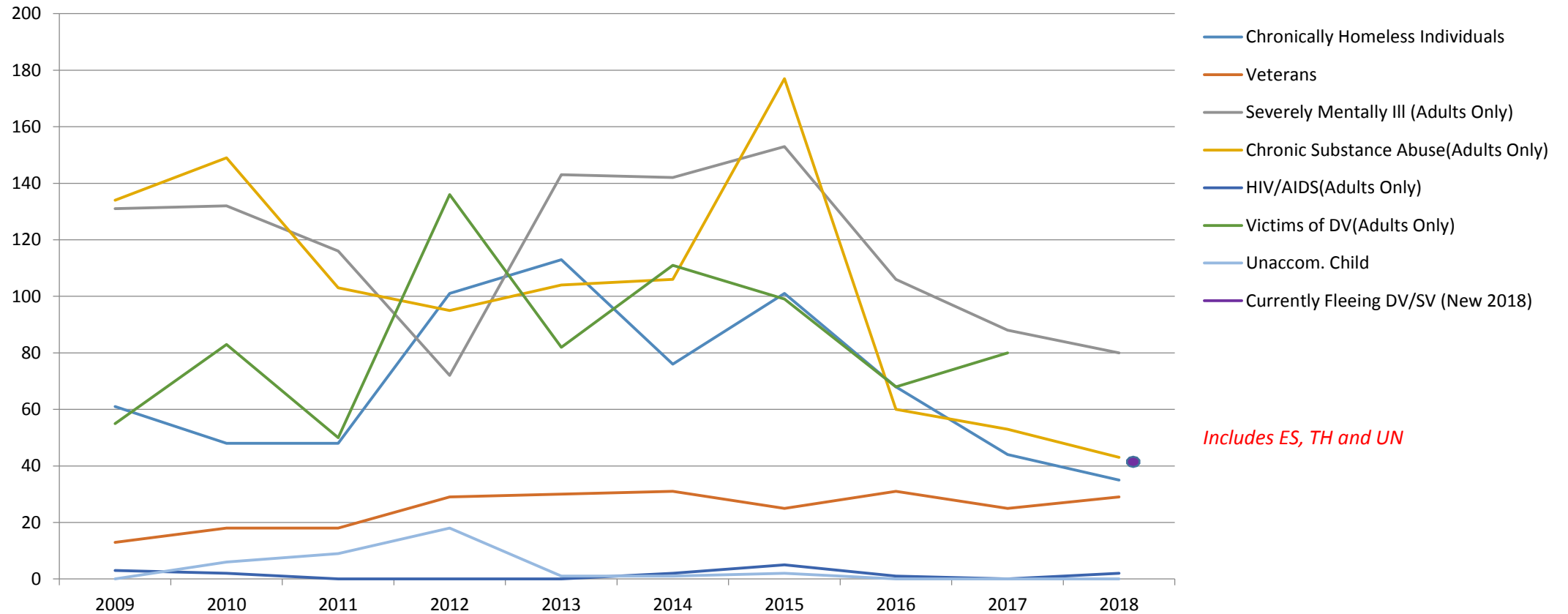
Homeless Population – Individuals vs. Families



Homeless Household Population – Individual Households vs. Family Households

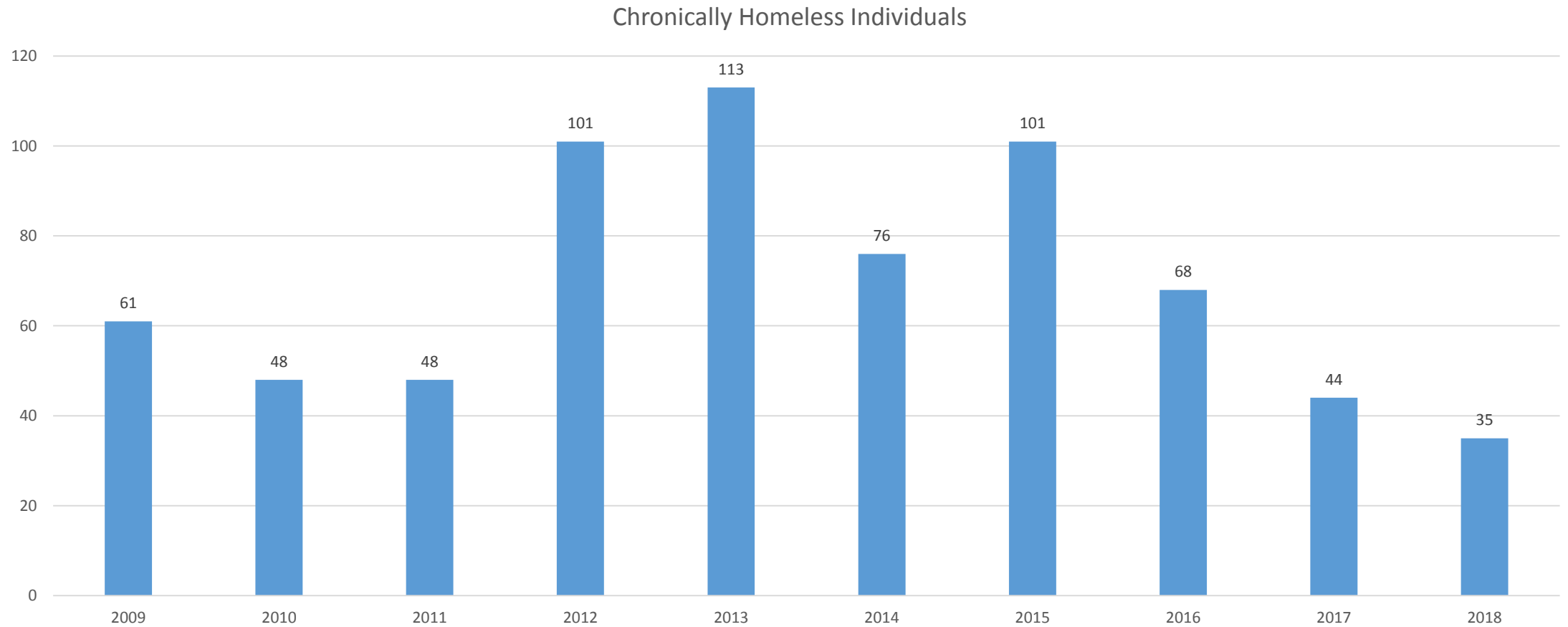


Homeless Population by Subpopulation



Includes ES, TH and UN

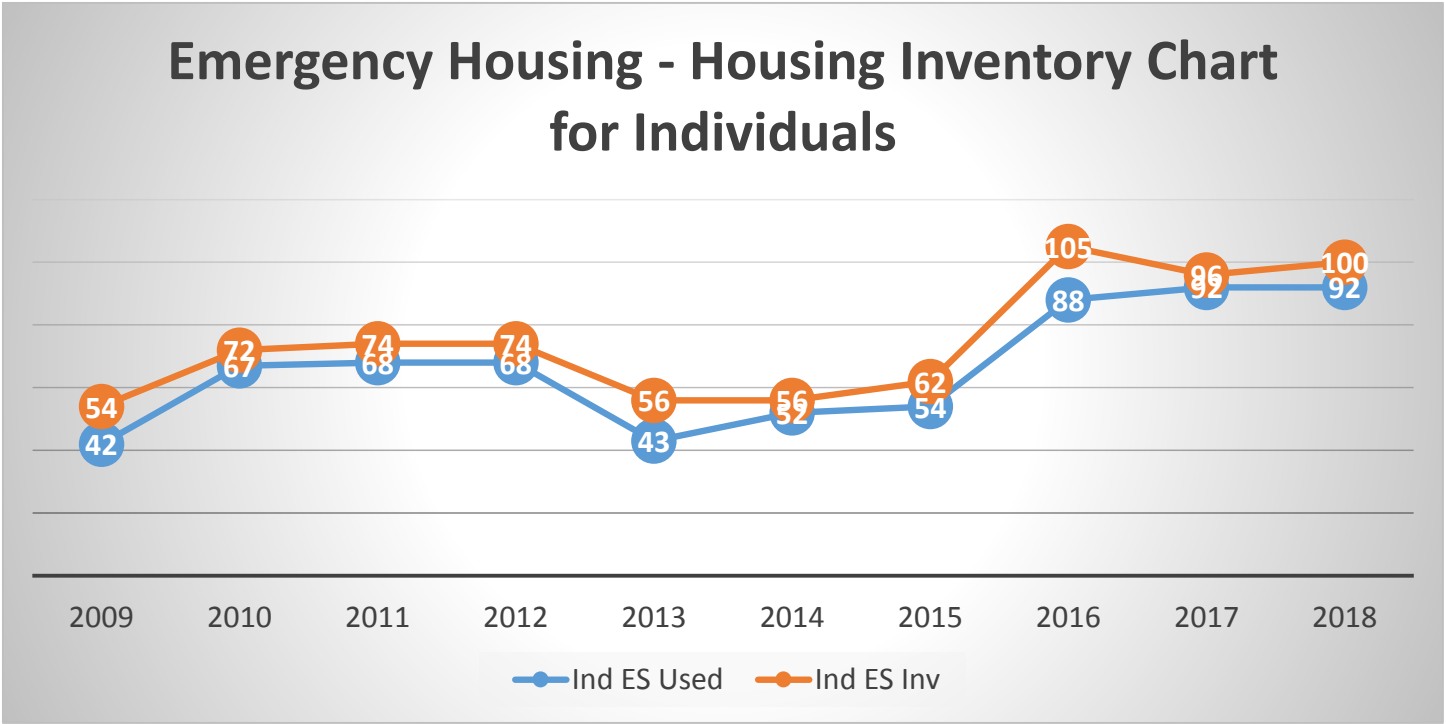
Chronic Homeless Population



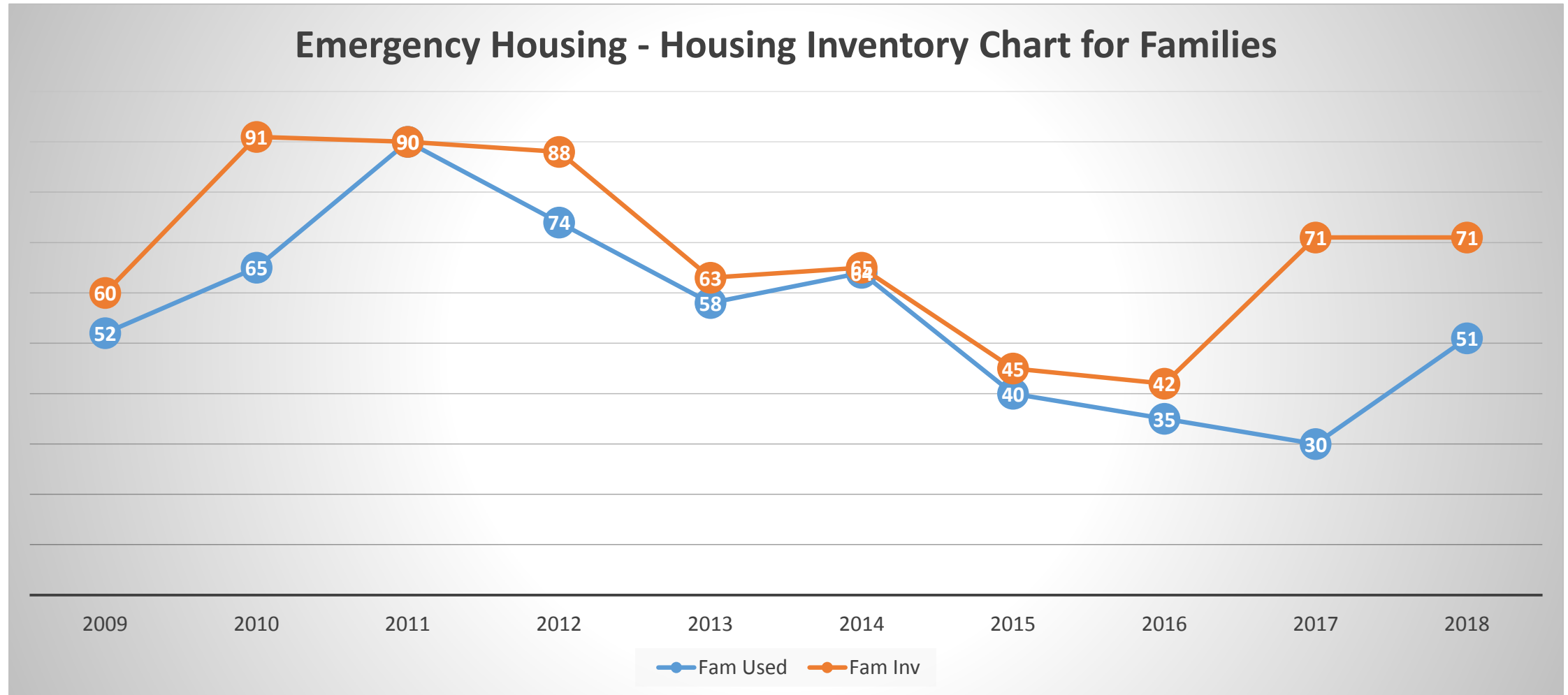
Housing Inventory Chart

Proj. Type	Organization Name	Project Name	Year-Round Beds	Total Seasonal Beds	Overflow Beds	PIT Count	Total Beds	Utilization Rate
TH	ANEW Place	ANEW Leaf Program Transitional Housing	6			4	6	67%
ES	ANEW Place	ANEW Shelter	20	0	0	19	20	95%
PSH	Burlington Housing Authority	30-42 King Street	22			22	22	100%
PSH	Burlington Housing Authority	Beacon Plus Shelter Plus Care	10			10	10	100%
OPH	Burlington Housing Authority	CHCB Beacon Place Apartments	10			10	10	100%
PSH	Burlington Housing Authority	ECHO PSH (CHCB and Pathways)	1				1	
PSH	Burlington Housing Authority	HowardCenter (SPC) 20 South Willard SRO	6			6	6	100%
PSH	Burlington Housing Authority	HowardCenter (SPC) New Horizons/Pathways	16			16	16	100%
PSH	Burlington Housing Authority	Safe Harbor/CHCB (SPC) Housing First	18			18	18	100%
PSH	Burlington Housing Authority	Spectrum (SPC) 141 Maple SRO	9			4	9	44%
OPH	Champlain Housing Trust	Sarah Cole House SRO	12			10	12	83%
RRH	Champlain Valley Office of Economic Opportunity	CVOEO - Chittenden County Rapid Rehousing (HOP)	0			0	0	
TH	Committee on Temporary Shelter	Canal Street Veterans Housing	26			17	26	65%
RRH	Committee on Temporary Shelter	COTS HOP Rapid Rehousing	17			17	17	100%
ES	Committee on Temporary Shelter	Firehouse Family Shelter	17	0	0	15	17	88%
ES	Committee on Temporary Shelter	Main Street Family Shelter	38	0	0	27	38	71%
TH	Committee on Temporary Shelter	Smith House	7			6	7	86%
PSH	Committee on Temporary Shelter	St. John's Hall ModRehab SRO	21			18	21	86%
ES	Committee on Temporary Shelter	Waystation	36	0	0	30	36	83%
ES	Community Health Center of Burlington	Seasonal Warming Shelter	0	37	0	39	37	105%
ES	Community Health Center of Burlington	UVM Medical Respite	7	0	0	4	7	57%
PSH	Howard Center	Branches PSH	6			6	6	100%
ES	Howard Center	Other Emergency Motel Voucher Program	0	0	8	8	8	100%
TH	Howard Center	Safe Haven	7			7	7	100%
ES	Spectrum	Emergency Shelter	8	0	0	8	8	100%
TH	Spectrum	Pearl Street SRO	8			2	8	25%
ES	Spectrum	Spectrum Youth Warming Shelter	0	10		3	10	30%
RRH	Steps VT	Domestic Violence Housing First (RRH)	22			22	22	100%
TH	Steps VT	Sophie's Place	20			11	20	55%
ES	Steps VT	WHBW Shelter	16	0	0	9	16	56%
RRH	University of Vermont	SSVF	6			6	6	100%
ES	VA Community Contract Emergency Housing	HCHV/EH - Waystation	1	0	0	0	1	0%
RRH	Veterans, Inc.	VA VVS - SSVF	1			1	1	100%
ES	VT Agency of Human Services	Emergency Motel Voucher Program	0	0	133	133	133	100%
RRH	VT Agency of Human Services	Vermont Rental Subsidy	50			50	50	100%
PSH	VT State Housing Authority	VASH	39			34	39	87%
			Sum : 483	Sum : 47	Sum : 141	Sum : 592		

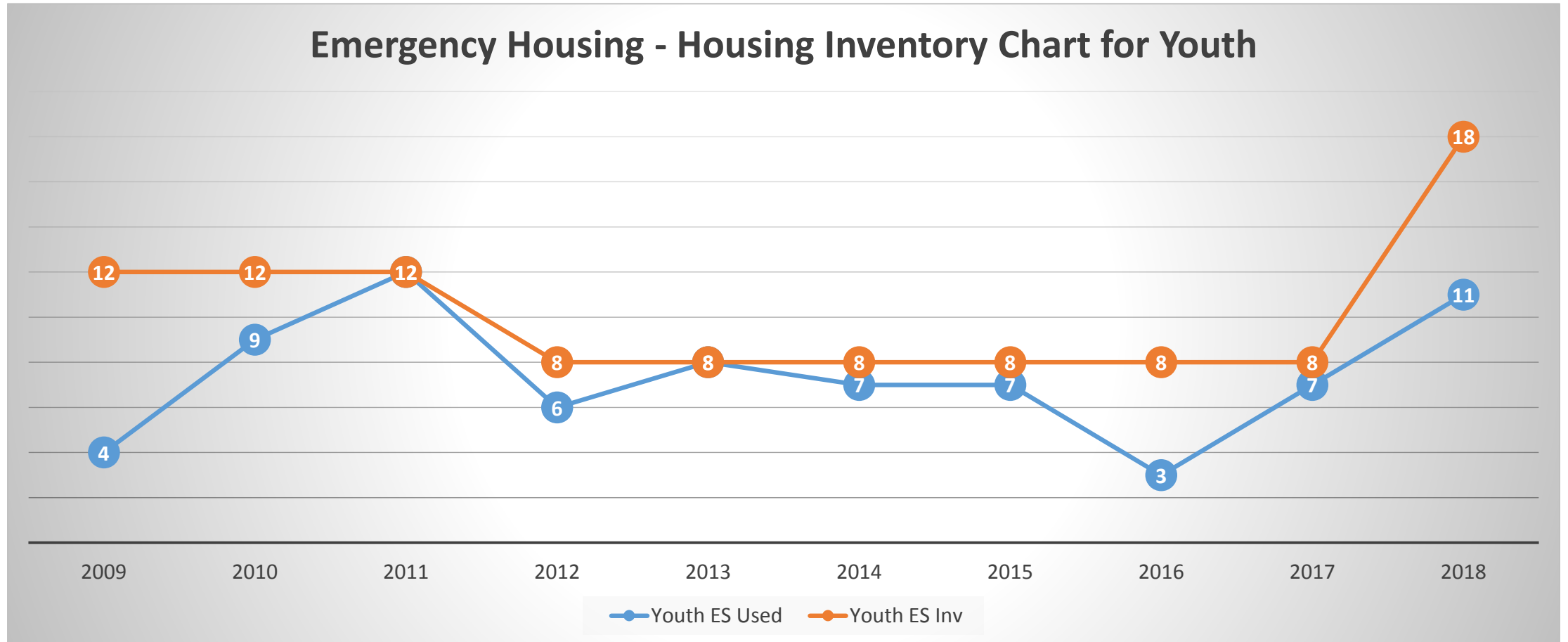
Housing Inventory Chart – Trends for Individuals



Housing Inventory Chart – Trends for Families



Housing Inventory Chart – Trends for Youth



Housing Inventory Chart – Trends with Motel Stays

Emergency Housing - Housing Inventory Chart with Motel Stays

